



A HALMA COMPANY

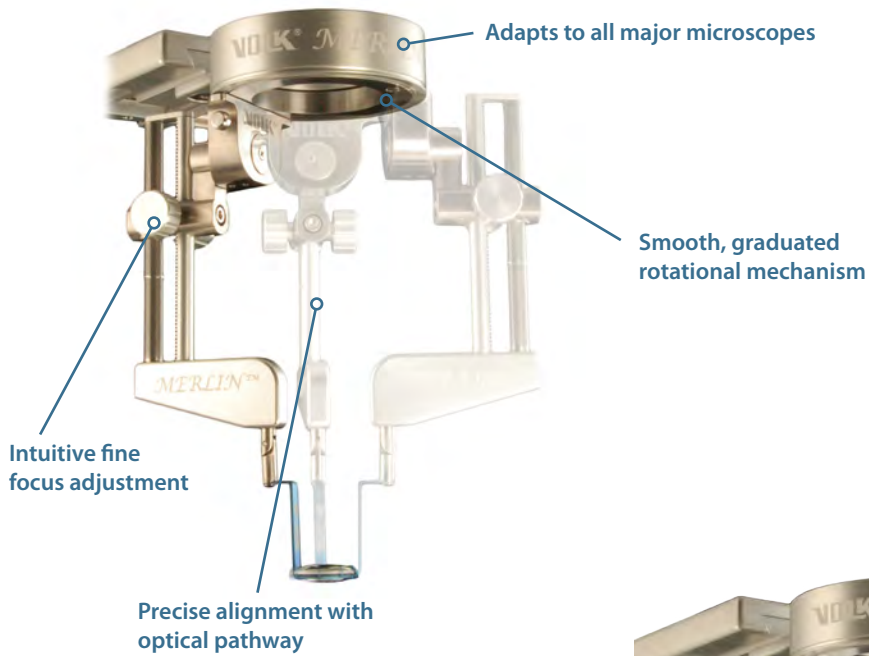
## *MERLIN<sup>®</sup> Surgical System*



The *MERLIN<sup>®</sup> Surgical System* is the finest system for non-contact vitreoretinal procedures.

With the pedigree of Volk optics, it delivers unmatched image resolution, superior to any other non-contact system.

## Rotational Assembly (RA)

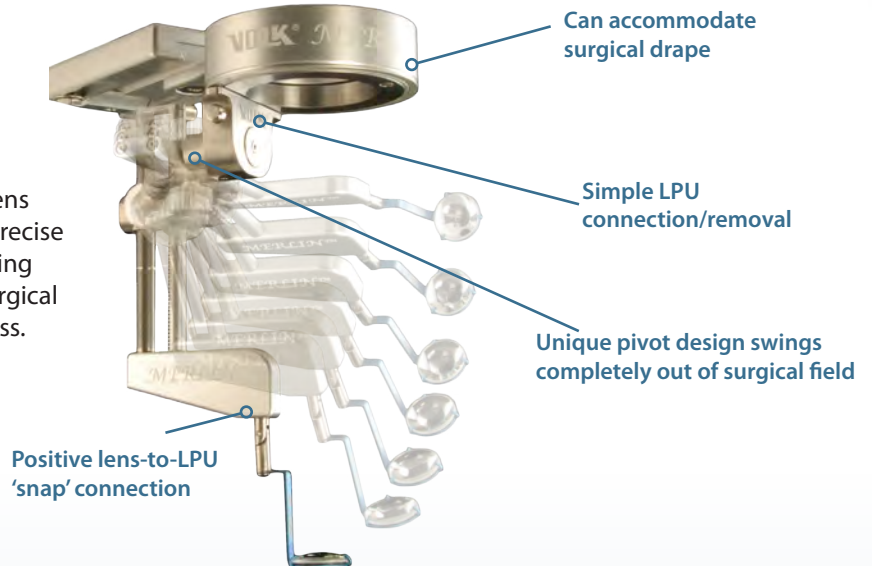


*MERLIN*® is available in two platforms: the Rotational Assembly (RA) and Condensing Lens Assembly (CLA). The CLA platform includes both automated and manual versions.


Both the RA and CLA hold the Lens Positioning Unit (LPU) and lens in alignment with the microscope optical pathway, allowing 360° rotational movement to position the LPU and lens conveniently in the surgical field.

## Lens Positioning Unit (LPU)

The LPU is a fine focus assembly that positions the lens above the eye. Its fine focus control wheel ensures precise lens position for crisp focused views. It also has a swing mechanism that moves the LPU and lens into the surgical field or up and out of the way for unobstructed access. Both the LPU and lenses are sterilized components.



CLA – Reduces working height of the microscope without sacrificing working space beneath



## Condensing Lens Assembly (CLA)


The CLA also includes a Condensing Lens that shifts into and out of the optical pathway when the LPU is correspondingly moved.

For corneal views, the LPU is swung out of the surgical field. The automated CLA reads the LPU position and retracts the Condensing Lens out of the optical pathway.

When changing to retinal views, the LPU is swung into the surgical field. The automated CLA reads the LPU position and moves the Condensing Lens into alignment with the optical pathway.

A footswitch is also provided with the automated CLA for additional flexibility. The manual CLA model moves its Condensing Lens via sterilized handles on a simple manual lever.

Easily installed on all standard surgical microscopes



Low profile design minimizes scope stack height

Removable latching handles facilitate cleaning and sterilization

## REINVERTER (ROLS® ∞)

The new reinverter, ROLS® ∞ has a unique feature to allow precise custom alignment with the microscope to minimize and eliminate image shift and vignetting. It is available in manual and powered versions.

The powered version is operated via connection to the automated CLA and synchronized with the LPU position to toggle between inverted and correctly oriented views without removing hands from the instruments. Additionally, it can be operated by footswitch. It may also be switched manually if needed.

If purchased together, the automated CLA and ROLS® ∞ have a pass through cable allowing the ROLS power supply to also supply the CLA; one power supply for two devices.

## INDIRECT NON-CONTACT SURGICAL LENSES


Volk's expertise in lens technology has enabled *MERLIN*'s lenses to benefit from superior double aspheric designs for the finest image quality. Made from robust PermaView glass, these lenses are highly suited for repeat steam sterilization without material degradation, maintaining superior optical quality throughout the long life of the lens.

### Mid Field ACS® Lens

Higher magnification view – for detailed imaging of the posterior pole to the equator

### Wide Angle Small Diameter ACS® Lens

Smallest diameter lens – increases space for instrument manipulation. Maintains 94% of the field of view of the wide angle lens



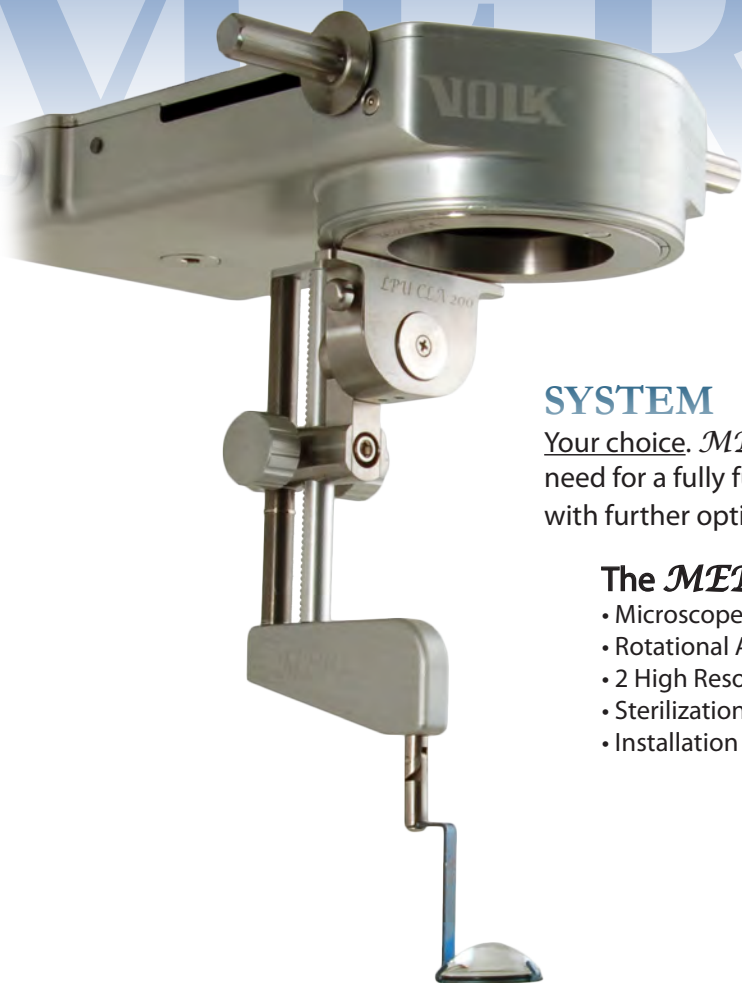
Fully autoclaveable for long lens life

### Wide Angle ACS® Lens

Widest angle field of view - allows visualization of the retina out to the ora serrata

Hinged lenses allow for added safety

Specifications			
Lens	Field Of View	Image Mag.	Lens Diameter
Wide Angle	102°/120°	0.43x	19mm
Small Diameter	95°/112°	0.42x	13mm
Mid Field	80°/95°	0.74x	19mm



## SYSTEM

Your choice. *MERLIN*® will come with the essential components you need for a fully functional system. You can choose to enhance your system with further options as needed.

### The *MERLIN*® essentials are:

- Microscope Adapter Mounting Plate
- Rotational Assembly or Condensing Lens Assembly Lens Positioning Unit
- 2 High Resolution Lenses (your choice which types)
- Sterilization Case
- Installation Manual



## WARRANTY

Your guarantee. Volk Optical warrants *MERLIN*® and ROLS® against defects in materials or workmanship for a period of 1 year from receipt by end user.

## SERVICE

Your peace of mind. We offer a unique extended service plan with complete Volk support that will ensure your *MERLIN*® system is fully functional and in great shape. Please enquire for more information. The ROLS® is not covered by the extended service plan.

Additional information including technical specifications, safety information and sterilization instructions is included in the installation manual.



A HALMA COMPANY



Certificate  
FM 71461



Catalog part number – ML-1005  
Revision 03.20.2011

© 2011 Volk Optical Inc.



# MERCOFRAMES OPTICAL CORP

5555 Nw 74 Ave. Miami. Fl. 33166

[www.mercoframes.net](http://www.mercoframes.net)

[ale@mercoframes.net](mailto:ale@mercoframes.net)